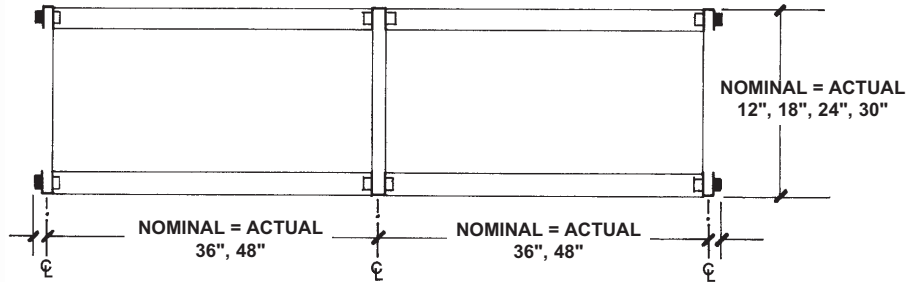


STEEL STORAGE SHELVING

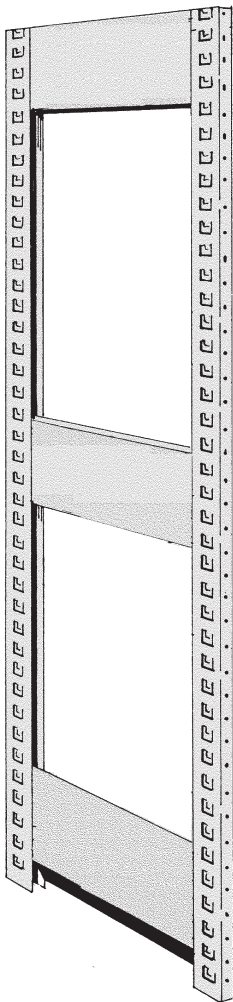
Madix's Steel Storage Shelving is the answer to many storage needs. Ideal for storage of garments, auto parts, general merchandise, industrial goods, etc. Madix's exclusive Upright and Shelf design reflects the features demanded by its users...ease of assembly, strength, durability, and smooth adjustment of shelves. All components are painted Blue Gray or Sahara for a quality finished appearance.



STEEL STORAGE COMPONENTS

SLD UPRIGHTS^B

Heavy gauge upright is constructed of galvanized steel upright channel and galvanized front to rear ties. The exclusive slot design resists shipping and handling damage, ensures positive shelf fit and ease of installation. Shelf adjustment is 2" OC. Cross bracing required.



• Front to rear ties are galvanized.

SLDU-(ND)(NH)

SLD.....Steel Storage Shelving
 U.....Upright
 ND.....Nominal Depth 12" to 30" in 6" Increments
 (30.48 cm to 76.20 cm in 15.24 cm Increments)
 NH.....Nominal Height (see chart)

Depth x Height	
12" x	48"
	60"
	72"
	84"
	96"
	120"
18" x	48"
	60"
	72"
	84"
	96"
	120"
24" x	48"
	60"
	72"
	84"
	96"
	120"
30" x	48"
	60"
	72"
	84"
	96"
	120"

NOTE!

The height of the unit cannot exceed six times the depth.

VERTICAL SHELF SPACING ...up to	UPRIGHT FRAME CAPACITY
30"	3000#
45"	2375#
60"	1450#

• Vertical shelf spacing greater than 60" is not recommended!

STEEL STORAGE COMPONENTS

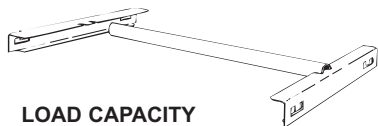
HANGROD ASSEMBLY^D for Steel Storage Shelving

The Storage Shelving Light Duty Hangrod Assembly adapts to Uprights of Steel Storage Shelving to utilize hanging capabilities. The brackets are painted, and the rod is chrome. No hardware is required.

Width x Depth	
36" x	12"
	18"
	24"
	30"
48" x	12"
	18"
	24"
	30"

SLDHRA-(NW)(ND)

SLD.....Shelving Light Duty
 HRA.....Hangrod Assembly
 NW.....Nominal Width 36" or 48" (91.44 cm or 121.92 cm)
 ND.....Nominal Depth 12" to 30" in 6" Increments
(30.48 cm to 76.20 cm in 15.24 cm Increments)



**LOAD CAPACITY
200 LBS.**

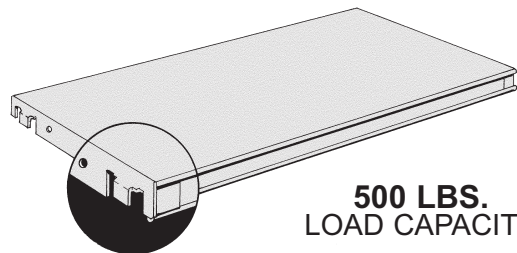
STEEL STORAGE SHELVES^B

Madix SLD all steel shelves feature an exclusive projected tab design which drops into Upright slotting for ease of installation and removal. Standard finish is Blue Gray or Sahara.

Width x Depth	
36" x	12"
	18"
	24"
	30"
48" x	12"
	18"
	24"
	30"

SLDS-(NW)(ND)

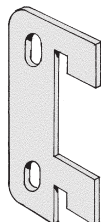
SLDS.....Steel Storage Shelves
 NW.....Nominal Width 36" or 48"
(91.44 cm or 121.92 cm)
 ND.....Nominal Depth 12" to 30" in 6" Increments
(30.48 cm to 76.20 cm in 15.24 cm Increments)



**500 LBS.
LOAD CAPACITY**

STEEL STORAGE SHELVING/BASIC UPRIGHT CLIP^B

Create End Cap displays on SLD shelving runs by securing a Wall section to the end SLD Uprights with this attachment clip. Galvanized material may not be painted.

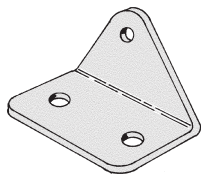


SLDU-BUCLIP

SLDU.....Steel Storage Shelving Anchor Plate
 BUCLIP.....Basic Upright Clip

STEEL STORAGE SHELVING ANCHOR PLATE^B

Secure SLD Uprights to the floor when local building codes require anchoring. *Order two anchor plates per Upright!* Galvanized material may not be painted.



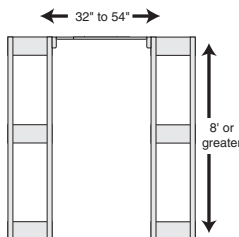
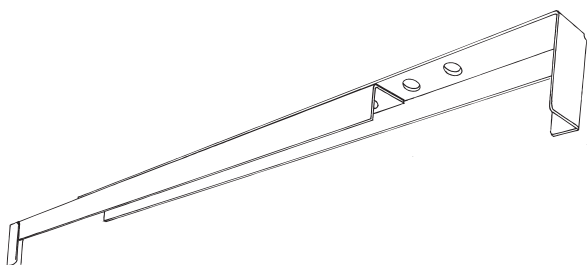
SLDP

SLDP.....Steel Storage Shelving Anchor Plate

ADJUSTABLE SPANNER^A

...for Steel Storage Shelving

Designed for use with SLD shelving to brace tall and narrow uprights for additional stability. The Spanner attaches to the shelving Uprights and is adjustable from 32" to 54". The two-piece unit comes complete with all necessary hardware.



SLDAS-3254

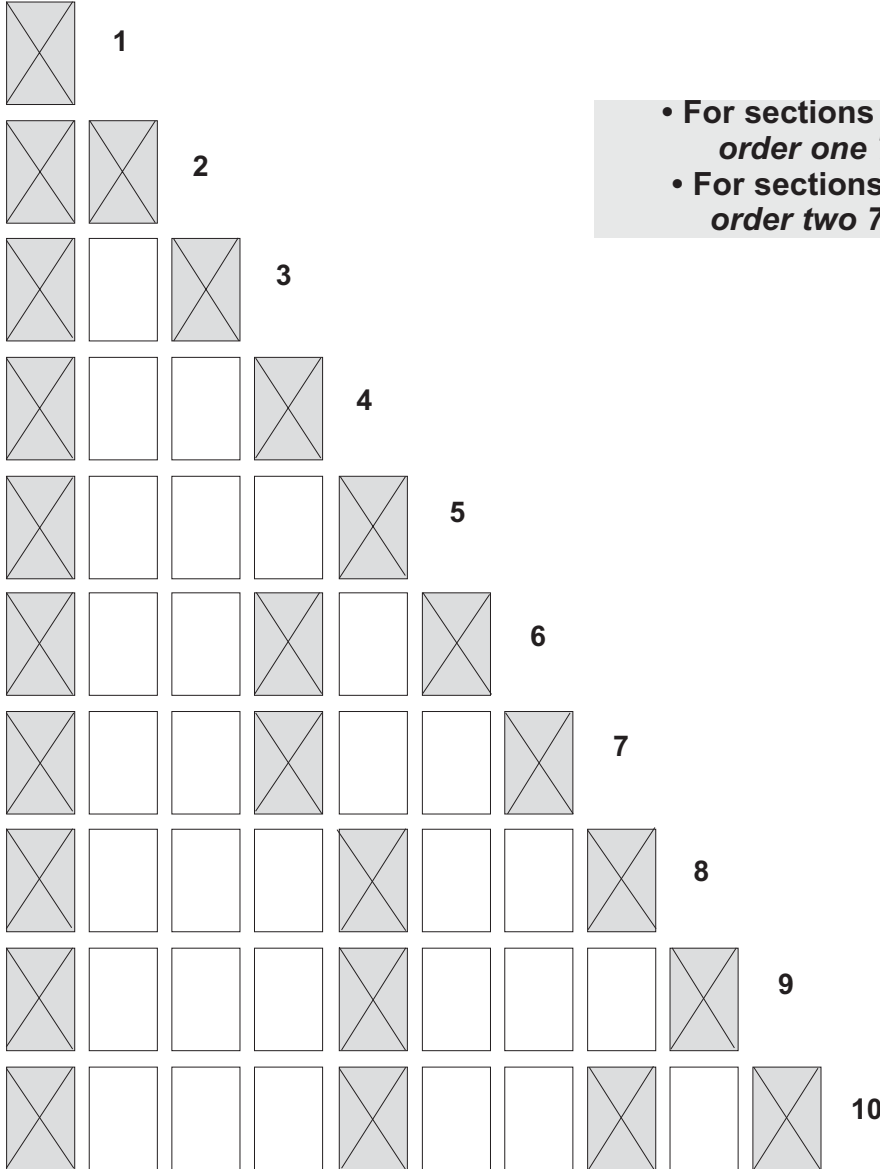
SLD.....Steel Storage Shelving
 AS.....Adjustable Spanner
 3254.....Adjustable 32" to 54"
(81.28 cm to 137.16 cm)

STEEL STORAGE COMPONENTS

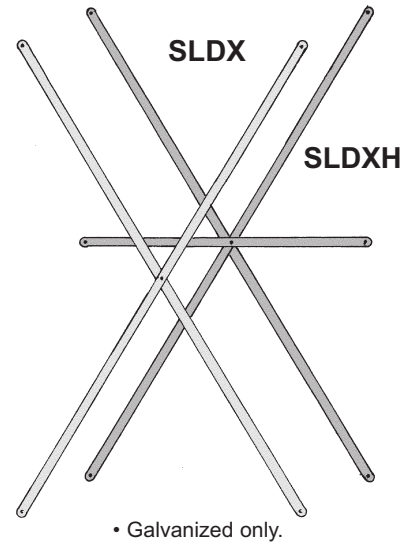
STEEL STORAGE SHELVES CROSS BRACING^B

Steel Storage Shelving requires cross bracing for stability. Cross braces are required on the first and last sections of runs and on every fourth section between, *see example below*. Back to back runs can share braces if Uprights are connected. Galvanized cross braces are factory assembled. Determine order quantity as follows: *see chart below*. Includes mounting hardware. Galvanized material may not be painted.

Example: Number of cross braces required for Steel Storage runs.



- For sections 84" and 96" tall... order one 72" high brace.
- For sections taller than 96"... order two 72" high braces.



Section Width	X-Brace Height
36" x	36"
	48"
	72"
48" x	36"
	48"
	72"

• Galvanized only.

SLDX-(NW)(NH)

- SLD.....Steel Storage Shelving
- X.....Light Duty=X Heavy-Duty=XH
- NW.....Nominal Section Width 36" or 48"
.....(91.44 cm or 121.92 cm)
- NH.....Nominal X Brace Height 36", 48", 72"
.....(91.44 cm, 121.92 cm, 182.88 cm)

NUMBER OF SECTIONS	1	2,3, 4,5	6,7, 8,9	10,11, 12,13	14,15, 16,17	18,19, 20,21
CROSS BRACES REQUIRED	1	2	3	4	5	6